

Laser Levels & Electronic Products



Theodolites

DGT10 Digital Theodolite
#56-DGT10

\$949⁹⁵

- 5-10 second switchable horizontal and vertical angle readout
- Magnification: 30x
- Leveling accuracy @ 100FT: 1/16IN
- H/V angle accuracy: 10IN
- Optical plummet: 3x
- Power: (4) AA batteries
- Environmental: water resistant/sealed construction



Spectra Laser Self-Leveling Rotary Laser Kit

See chart inside for more details
#LL300N-2

\$799⁹⁵

The rugged Spectra Self-Leveling Rotary Laser Kit is designed with "Hard Hat" rotor protection that provides superior drop and weather protection. Fully automatic self-leveling provides fast, accurate setup. Single cross-axis manual slope mode with cross-axis self-level. Laser is IP54 water resistant.



Kit includes:

- LL300N-2 Self-Leveling Rotary Laser
- Tripod
- Rod-eye
- Story Pole
- Case

Levels/Transit Levels

1/4in accuracy @100ft with a working range: 200ft. Include: level or transit level, tripod, rod, carrying case and manual

20x Speed Line Level

#54190K **\$308⁶⁴**



Transit Level

#54200K **\$399⁹⁵**



Automatic Optical Level

AC-2S 24X Optical Level

#AL-NIKON-AC-2S-2 **\$469⁹⁵**

- Accuracy: ±2.0MM
- Aperture: 30MM; Shortest focus: 0.75M
- Compensator: magnetic dampened
- Environmental: water and dust resistant



Hand-Held Level

K & E Type 2X Level

\$61⁷⁸

#17-632

- 2-power magnification; internal bubble
- Draw eyepiece: 6IN closed/7/12IN extended
- All brass construction



Machine Control Receiver

LR30 Receiver

#LR30

\$1,195⁹⁵















- Five channels of grade information plus directional out-of-beam indicators
- Reception: 360deg Beam; 6.75in Vertical
- Center On-Grade accuracy: 0.2in Fine / 0.45in Standard / 1.25in Wide
- Includes NiMH batteries

LASER SELECTION CHART

ROTARY/360° LASERS

LAYOUT LASERS

	INTERIOR/EXTERIOR LAYOUT							360° BEAM					5 BEAMS	3 BEAMS	2 BEAMS
															
Brand Model	BOSCH GRL245HVCK	BOSCH GRL300HV	BOSCH GRL400H	SPECTRA LL300N	SPECTRA LL300N-2	SPECTRA GL412N	SPECTRA GL422N	DW089LG	DW0811LR	DW085K	BOSCH GPL3	DEWALT DW088K			
Description	Horizontal and vertical self-leveling. Rapid level lines are accurate at long distances. 90° continually available plumb and layout lines for squaring. High rotation speed and manual angle adjustment gives versatility. Mount threading: 5/8-11.	Fast horizontal and vertical laser with 90° plumb and layout laser. Beam visibility enhancements, such as variable speed selection and variable scan angles. Mount threading: 5/8-11.	Fast horizontal and vertical self-leveling laser with simple side button operation for quick set up. Mount threading: 5/8-11.	Features a rugged design with "hard hat" rotor protection that provides superior drop and weather protection. Fully automatic self-leveling provides fast, accurate setup. Single cross-axis manual slope mode with cross-axis self-level.	Features a rugged design with "hard hat" rotor protection that provides superior drop and weather protection. Fully automatic self-leveling provides fast, accurate setup. Single cross-axis manual slope mode with cross-axis self-level.	Single grade laser for level, grade and vertical alignment. Two-way, full-function remote control to make grade changes from anywhere on the jobsite for reduced setup time and faster operation.	Dual grade laser for level, grade and vertical alignment. Two-way, full-function remote control to make grade changes from anywhere on the jobsite for reduced setup time and faster operation.	Four times brighter; the green laser diodes are more visible than red and allow for a greater visible range in interior applications along with better exterior visibility.	It provides great visibility and alignment for wall track layout. Full time pulse mode allows use with detector while maintaining full brightness for visibility and extended range. Rear mounted magnets allow flush attachment to metal track and steel.	5 Beam Laser Pointer includes a single lever power switch locks pendulum in the off position for added durability and a built-in magnetic pivoting bracket, which mounts easily on metal surfaces	Plumb and level point projection accurately transfers and aligns level, plumb, 90° and grade points. Mount threading: 1/4-20, 5/8-11.	Self-leveling laser tools that can be used inside and outside for horizontal (level) vertical and plumb alignment projects. Full time pulse mode.			
Self-Level H/V	Yes 5° / Yes 5°	Yes 5° / Yes 5°	Yes 5° / Yes 5°	Yes 5° / Yes 5°	Yes 5° / Yes 5°	Yes 5° / Yes 5°	Yes 5° / Yes 5°	Yes	Yes 4° / Yes 4°	Yes 4° / Yes 4°	Yes	Yes 4° / Yes 4°			
Grade Capable	No	No	No	N/A	Yes - Manual	Yes - Single -10% to +15%	Yes - Dual -10% to +15%	N/A	N/A	N/A	N/A	N/A			
In/Out Dia. Range Accuracy	N/A / 800FT ± 1/8" @ 100FT	N/A / 1,000FT 1/4IN @ 100FT horizontal & vertical	N/A / 1,300FT ±3/32IN @ 100FT horizontal	N/A / 1,300FT 3/32IN @ 100FT	N/A / 1,300FT ±3/32IN @ 100FT	2,000FT 1/16FT @ 100FT	2,600FT 1/16IN @ 100FT	N/A 165FT ±1/8IN @ 30FT	165FT w/detector 50FT no/detector ± 1/8" @ 30' level & vertical	± 1/4" @ 100' (±6 mm @ 30 m)	100FT ±1/4IN @ 100FT	N/A / 165FT ±1/8in per 30FT			
Battery Type	1.5v	(2) D's	(2) D's	Rechargeable Alkaline	(4) D's	Rechargeable NiMH	Rechargeable NiCd	Rechargeable 12v MAX 2.0AH	(4) AA batteries	(4) AA batteries	(3) AA batteries	(3) AA batteries			
Rod-eye / Detector	N/A	Optional	Yes	Yes	Yes	Yes	Yes	Yes	N/A	N/A	N/A	N/A			
Remote	No	Yes	No	Optional	Optional	Yes	Yes	N/A	N/A	N/A	N/A	N/A			
Red Light/Scan	N/A	Yes	No	Yes / No	Yes / No	Yes / Yes	Yes / Yes	N/A	N/A	N/A	N/A	N/A			
Wall Mount/Target	Yes	Yes / Yes	No	No / No	No / No	No / No	No / No	Yes	Yes	Yes	N/A	Yes			
Water Resistant	IP54	IP54	IP65	IP54	IP54	IP66	IP66	IP65	N/A	N/A	N/A	IP54			
Includes	Laser Receiver, Bracket, Wall Mount, Tripod and Grade Rod	RC1 remote control, (2) D batteries, laser glasses, wall mount, magnetic target, carrying case	LR1 laser receiver and bracket, (2) D batteries, carrying case	HL450 Laserometer, rod clamp, 5-section aluminum rod, tripod, rechargeable alkaline batteries, user guide, case	HL450 Laserometer, rod clamp, 5-section aluminum rod, tripod, (4) D batteries, user guide, case	HL700 receiver rod clamp w/ bubble vial, RC502 remote, (4) D NiMH batteries, charger, case	HL700 receiver rod clamp w/ bubble vial, RC502 remote, (4) D NiMH batteries, charger, case	12v MAX battery, charger, integrated magnet bracket	AA starter pack, (4) AA batteries, extended ceiling, bracket Target card, Enhancement Glasses, magnetic enhancement plate, Blow mold case	4 AA batteries, kit box	Multipurpose attachment, recalibration wrench, mounting strap, (3) AA batteries, belt pouch	Magnetic ceiling mount. (3) AA batteries, case			
PRICE	\$549 ⁹⁵	\$549 ⁹⁵	\$549 ⁹⁵	\$739 ⁹⁵	\$799 ⁹⁵	\$1,699 ⁹⁵	\$1,985 ⁹⁵	\$479 ⁹⁵	\$319 ⁹⁵	\$179 ¹⁷	\$109 ⁹⁵	\$189 ⁹⁵			

Communications

Motorola RM Series Two-Way Radios
27VHF or 99UHF business band frequencies and 219 codes to help ensure a clear signal, 2watt transmit power, Li-Ion battery

VHF Jobsite Radio
#RMV2080 **\$212¹⁶**

- 2 Channels
- Indoor Range: 13 floors
- Warehouse Range: 220,000Ft²



UHF Jobsite Radio
#RMU2080 **\$245³¹**

- 8 Channels
- Indoor Range: 20 floors
- Warehouse Range: 250,000Ft²



Motorola Talkabout T260 FRS/GMRS Two-Way Radios
STAY OUTSIDE, STAY CONNECTED, STAY INFORMED





#T260-MOT **\$61⁹⁰**

- 22 Channels each with 121 privacy codes
- 20 call tones
- NOAA Weather Radio: receive weather alerts
- iVOX/VOX, hands free operation with or without accessories
- Dual Power, NiMH rechargeable batteries included or 3 AA batteries
- Micro-USB Charging: outlet, vehicle adapter, computer or power bank
- Compatible with all FRS/GMRS two-way radios
- Mountain to valley range: up to 25 miles
- Open water range: up to 6 miles
- Neighborhood range: up to 1 mile



LASER DETECTORS / DISTANCE MEASURES

Construction Calculators

	DETECTORS		DISTANCE MEASURES			
						
Brand Model	SPECTRA HR320	SPECTRA HL450	BOSCH GLM50C	BOSCH GLM80	BOSCH GLM100C	BOSCH GLR825
Description	Large, easy to read, LCD on front and rear make it ideal for exterior applications.	Automatic temperature compensation, for the industry's best accuracy over environmental changes.	Back-lit color display, Bluetooth® technology compatible with Bosch free apps.	Digital levels deliver results with maximum precision and reliability.	Back-lit color display, Bluetooth® compatible with Bosch free apps/ Smart-phone as remote.	Cross-line laser with magnified viewfinder assists with long range and outdoor measurements
Working Diameter/ Distance	500FT - DIA.	650FT - DIA.	165FT - DIS.	265FT - Dis.	330FT - Dis.	1/25IN @ 825FT
Detection Height	2IN	4IN	N/A	N/A	N/A	N/A
Accuracy	Fine, Course	Fine, Course	Type. +/-1/16-in	Type. +/-1/16IN	Type. +/-1/16-in	1/25IN @ 825FT
Battery Type	(2) AA	(2) AA	(2) AAA	3.7 Lithium-Ion	3.7 Lithium-Ion	(4) AAA batteries
Measuring Modes	30 Minute Auto Shut Off	30 Minute Auto Shut Off	5 Modes	Min/max. / Multi-surface area	10 Modes	N/A
Rod Eye	Yes	Yes	N/A	N/A	N/A	N/A
Beeper Volume	100DEC: loud, low, off	100DEC: loud, low, off	N/A	N/A	N/A	N/A
Remote Control	N/A	N/A	No	No	Yes	N/A
Includes	HR320 Laser, rod eye clamp, user manual	HR450 Laser, rod eye clamp, user manual	(2) AAA, pouch, hand strap, target cards	Lithium-Ion battery, charger, belt pouch	Lithium-Ion battery, charger, belt pouch	Belt pouch, hand strap, (4) AAA Batteries
PRICE	\$167⁰⁸	\$244⁸⁶	\$149⁹⁵	\$199⁹⁵	\$259⁹⁵	\$369⁹⁵

Construction Master Pro #4065 **\$74⁸⁰**

Works in and converts between feet, feet-inch, fractions, decimal feet, yards, and full metric. Quick solutions for right angles, rafters (common, hip valley and jack), rakewalls, stairs, weight/volume, materials conversions, circular solutions, and full dimensional conversions.



Ultra Measure Master #8025 **\$61¹⁶**

Over 400 of the most common construction conversion combinations built in. Conversions for linear, area, volume, height, weight to volume, linear velocity, flow rates, and many more.



Scale Master Pro #6025 **\$78⁹²**

Use it like a pen - just roll and measure to perform instant linear, rectangular area and volume take-offs. Convert between scales and dimensions.



Accessories

3rd Hand HD Bracing #3HANDHD

\$46⁷⁵



#3HANDHD

#60ALQR1200

Heavy-Duty Value Line Tripod #60ALQR1200

\$92⁴²



#06816
#06816C

Telescoping Aluminum Rods #06816 - 16FT Rod - FT/10THS

\$65²²

#06816C - 16FT Rod - FT/8THS

\$62⁶²



Surveyor's Fiberglass Leveling Rods #98010

- SVR 25FT 10THS

\$200⁸⁵

#92042 - CR 16FT 8THS

\$124⁰⁸

#92041 - CR 16FT 10THS

\$113⁹³



Prices and product availability are subject to change without notice. All specials and promotions limited to stock on hand. Call for current prices. McQuade & Bannigan Inc. is not responsible for typographical errors and we make every effort to ensure the accuracy of the information published in our catalogs, flyers, and website. The documents and graphics published may contain technical inaccuracies or typographical errors. McQuade & Bannigan Inc. reserves the right to revoke any stated offer and to correct any errors, inaccuracies or omissions. 10/13/2017



www.MQB.com

SALES@MQB.com

UTICA

WATERTOWN

SYRACUSE

1300 Stark St. • Utica, NY 13502
Ph: (315) 724-7119 • Fax: (315) 724-0171

22696 Murrock Circle • Watertown, NY 13601
Ph: (315) 788-2612 • Fax: (315) 785-0361

6300 E. Molloy Rd. • E. Syracuse, NY 13057
Ph: (315) 671-4400 • Fax: (315) 671-4404